

RULES, FAIRNESS, DEMOCRACY, & YOU

Lawyers in the Classroom

ABOUT US

- [INSERT PHOTOS AND CONTACT INFO OF PRESENTERS]

TODAY YOU WILL LEARN

- ✓ **Rules** are commands used to create order.
- ✓ **Fairness** is the value of treating everyone with respect.
- ✓ **You** are part of **Democracy**. You can participate to make rules more fair:
 1. Learn and teach about issues
 2. Vote
 3. Town hall
 4. Court
 5. Protest
- ✓ Examples of **students like you** who participate in **Democracy**.

OUR STORY TODAY

1. Rules & Fairness

2. Representative

Democracy

3. Democracy & You

4. Wrap-up and Q&A

RULES & FAIRNESS

CHAPTER ONE

WHO LIKES RULES?



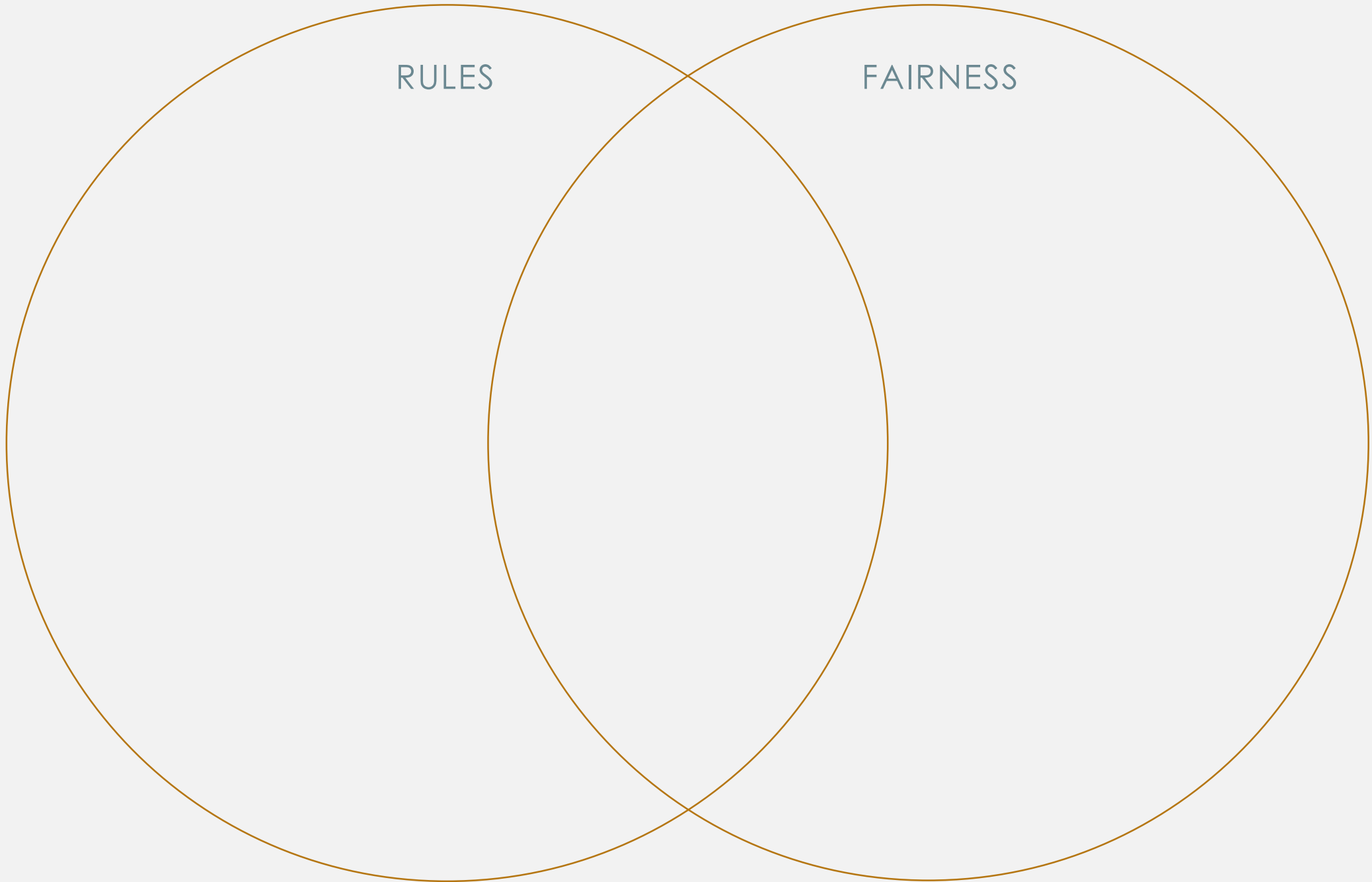
WHO LIKES FAIRNESS?



WHAT ARE
RULES?

WHAT IS
FAIRNESS?





RULES

FAIRNESS

RULES

➤ **COMMANDS USED TO CREATE ORDER**

1. If you break them, consequences for you
2. People agree and write them down
3. Create order

FAIRNESS

➤ **VALUE OF TREATING EVERYONE WITH RESPECT**

1. If you act unfairly, you hurt others
2. People disagree about what's fair
3. Create justice

1. Goal is help people get along

2. Say what people should do

THE DESERTED ISLAND

- Boat ran out of gas
- Trying to survive
- Need some laws (rules) to get along
- Decide on 3 rules



DESERTED ISLAND: RULEBOOK

	Law	Why is this law important?
1.	Everyone has to make their cooking fires in the same area	This creates order. Everyone has to do the same thing, it could be dangerous to have fires all over the island.
2.	Everyone has to...	
3.		
4.		

OUR STORY TODAY

1. Rules & Fairness

2. Representative Democracy

3. Democracy & You

4. Wrap up and Q&A

REPRESENTATIVE DEMOCRACY

CHAPTER TWO

WHAT IF YOU DON'T LIKE A RULE?



WOULD YOU WANT TO CHANGE IT?



HOW WOULD YOU CHANGE IT?



REPRESENTATIVE DEMOCRACY

"REPRESENTATIVE" "

What does it mean to
"represent" someone?

1. You speak for others
2. You are accountable to them






"DEMOCRACY"

DEMOS

KRATOS

A photograph of a large crowd of people silhouetted against a bright sunset sky. The people are standing on a reflective surface, likely a beach, and their reflections are visible in the water. The text "DEMOS = PEOPLE" is overlaid in the center of the image, enclosed in a white rectangular border.

DEMOS = PEOPLE



KRATOS = POWER OR STRENGTH

WHY DO WE CALL OUR GOVERNMENT
PEOPLE POWER?





GUIDED BRAINSTORM: CHANGING A RULE

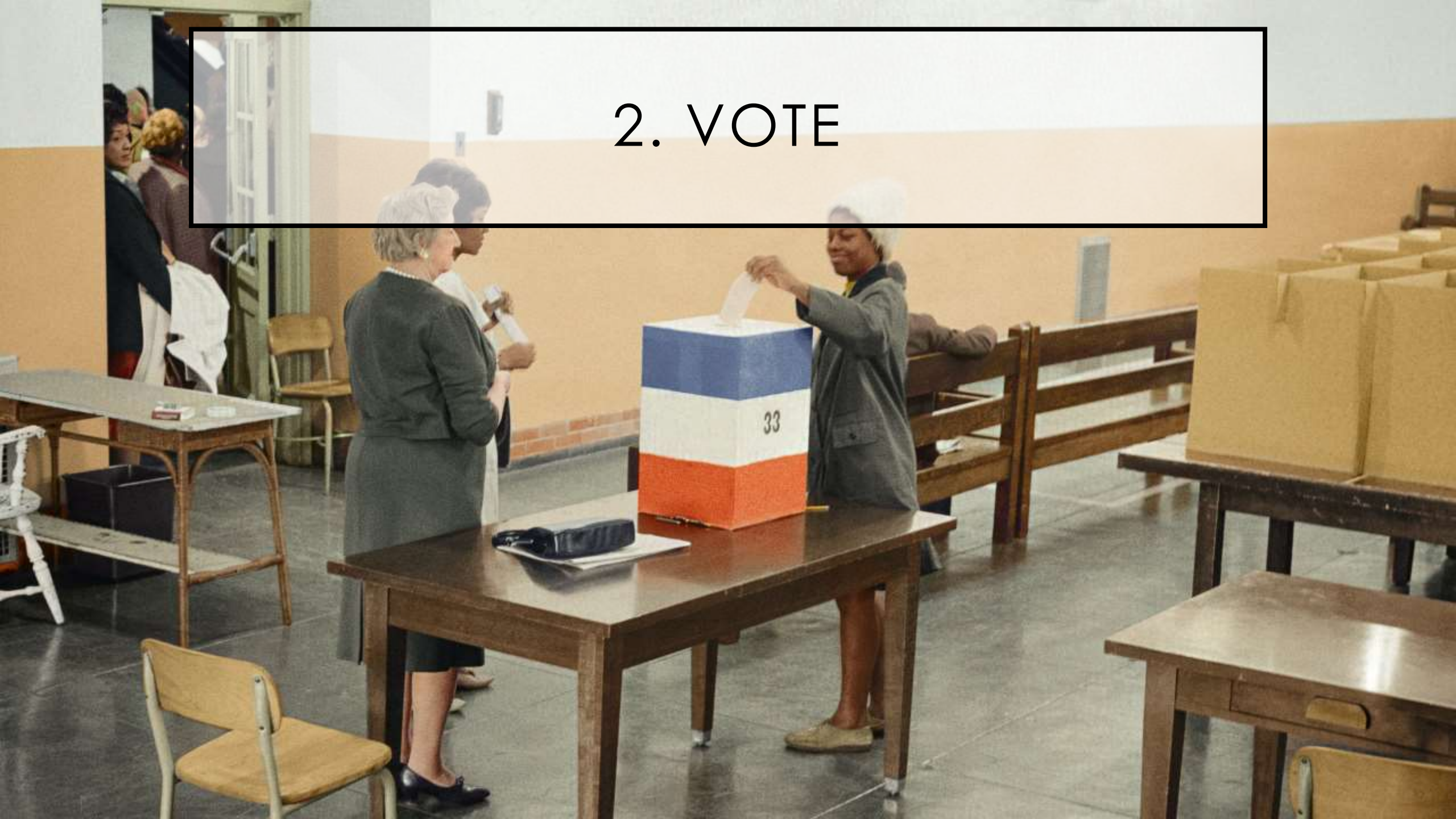
- Pick a classroom rule
- Try to convince your teacher
- What would help you convince them?

WHAT ARE SOME WAYS WE CAN
CONVINCE OUR REPRESENTATIVE
DEMOCRACY TO CREATE OR CHANGE A
RULE?

1. LEARN & TEACH ABOUT ISSUES

A young girl with dark hair and glasses is sitting at a desk in a library, reading a book. She is looking down at the pages with a focused expression. The background shows bookshelves filled with books, slightly out of focus. The text '1. LEARN & TEACH ABOUT ISSUES' is overlaid on the top part of the image in a white box with a black border.

2. VOTE



3. TOWN HALL



4. COURT



5. PROTEST



OUR STORY TODAY

1. Rules & Fairness
2. Representative Democracy

3. Democracy & You

4. Wrap up and Q&A

DEMOCRACY & YOU

CHAPTER THREE

HOW DO YOU FIT IN?





RUBY BRIDGES

WILLIAM FRANTZ
ELEMENTARY SCHOOL
NEW ORLEANS, LOUISIANA



MALALA YOUSAFZAI





GRETA THUNBERG





NEW JERSEY V. T.L.O.

Principal searched student's purse.

Student said that's unconstitutional.

Decision from Supreme Court of the United States



TINKER V. DES MOINES

Students wore armbands to protest war.

School suspended them for it.

Students said that's unconstitutional.

Decision from Supreme Court of the United States





HOW TO TALK TO YOUR REPRESENTATIVES

[INSERT TOWN-SPECIFIC CONTACT INFO]

OUR STORY TODAY

1. Rules & Fairness
2. Representative Democracy
3. Democracy & You
- 4. Wrap-up and Q&A**

TAKEAWAYS

- ✓ What are Rules? What is Fairness?
- ✓ Why would you participate in Democracy?
- ✓ How can you participate in Democracy?
- ✓ Example of someone like you participating in Democracy?

A bronze statue of Lady Justice, blindfolded and holding scales and a sword, set against a background of bookshelves. The statue is the central focus, with its right arm raised holding a scale of justice and its left arm holding a sword. The background consists of dark wooden bookshelves filled with books, creating a sense of a library or a court of law. The lighting is dramatic, highlighting the statue's form against the darker background.

Q & A

EXIT TICKET:

What's the most
important thing you
learned today?